



SOTI Insight is a business intelligence solution that delivers out-of-the-box analytics on app, data, network and location usage, and operations. SOTI Insight makes it easy for companies to gain insights into the performance of their mobility deployments.

## SOTI INSIGHT PROVIDES TOTAL VISIBILITY INTO MOBILITY SOLUTION PERFORMANCE

Automates the collection and analysis of the most critical metrics your organizations need to assess app and device performance, improving visibility into inefficiencies, costs and issues of mobile assets.

## SOTI INSIGHT DELIVERS OUT-OF-THE-BOX APP AND DEVICE ANALYTICS

Implementing an analytics solution is challenging. SOTI Insight provides organizations with out-of-the-box metrics on battery health, app usage, data usage and location to gain insights into the performance of mobile assets.

## SOTI INSIGHT IMPROVES TOTAL COST OF OWNERSHIP AND ROI OF BUSINESS-CRITICAL MOBILITY

Understanding device and app issues is only the first step. Act on the insights gained and quickly resolve issues and improve performance, reducing downtime of business-critical mobility.

## SOTI INSIGHT ALLOWS ORGANIZATIONS TO PROACTIVELY MONITOR MOBILITY ISSUES

Organizations need business-critical mobile devices and apps to function reliably. Monitor key device metrics and proactively notify mobile device administrators of issues so they can be addressed before they escalate into larger problems, ensuring business operations run smoothly.



## Minimum System Requirements

### Supported Devices

- iOS 7+
- Android 4.2+
- Windows CE 4+/  
Mobile 5+
- Windows XP  
(and above)
- macOS 10.12+

### Supported Protocols

- Google Chrome
- Mozilla Firefox
- Internet Explorer (9+)
- Microsoft Edge







## Management and Deployment

Microsoft SQL Server 2008 R2 (Database only)

- Android 5+
- Google Chrome
- 1080p monitor resolution for web console

Note: Requirements may differ by version of SOTI Insight.

# WHAT SOTI INSIGHT CAN DO

	<b>Zero-Touch Enrollment</b>	Automatically push the SOTI Insight agent as a package to SOTI MobiControl for easy deployment. Once installed, the agent automatically enrolls the device to SOTI Insight - zero-touch required by the end user.
	<b>Out-of-the-Box Dashboards</b>	Out-of-the-box dashboards for battery health, app usage, data usage and location to provide quick analysis of app, device and connectivity issues. Customize dashboards to only show relevant metrics.
	<b>Cascading Charts</b>	Isolate devices of interest within a dashboard by clicking on specific segments within one or more charts. As segments are selected, the data in all other charts and the list of devices are automatically filtered according to the selection.
	<b>Intensive Care Unit</b>	Monitor devices and alert mobile device administrators when devices violate pre-defined conditions. Proactively address mobile device and app issues before they become larger problems.
	<b>Reports</b>	Automatically convert dashboards into shareable, interactive reports. Configure schedules for sharing the reports with recipients via email. Give team members and management better visibility into the performance of mobile assets and workforces.
	<b>SOTI ONE Integration</b>	Leverage SOTI MobiControl integration to automatically enroll devices into SOTI Insight and display their data based on device groups. Single sign-on (SSO) to SOTI Insight via SOTI Identity.

[soti.net/insight](https://soti.net/insight)

**SOTI.**

SOTI is a proven innovator and industry leader for simplifying business mobility and IoT solutions by making them smarter, faster and more reliable. SOTI helps businesses around the world take mobility to endless possibilities.

[soti.net](https://soti.net)